
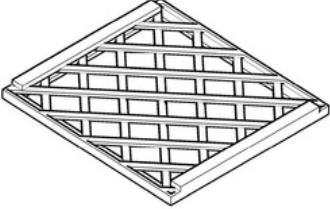
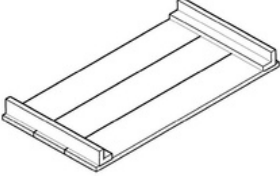
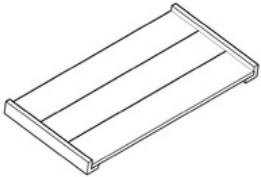
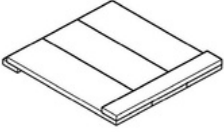




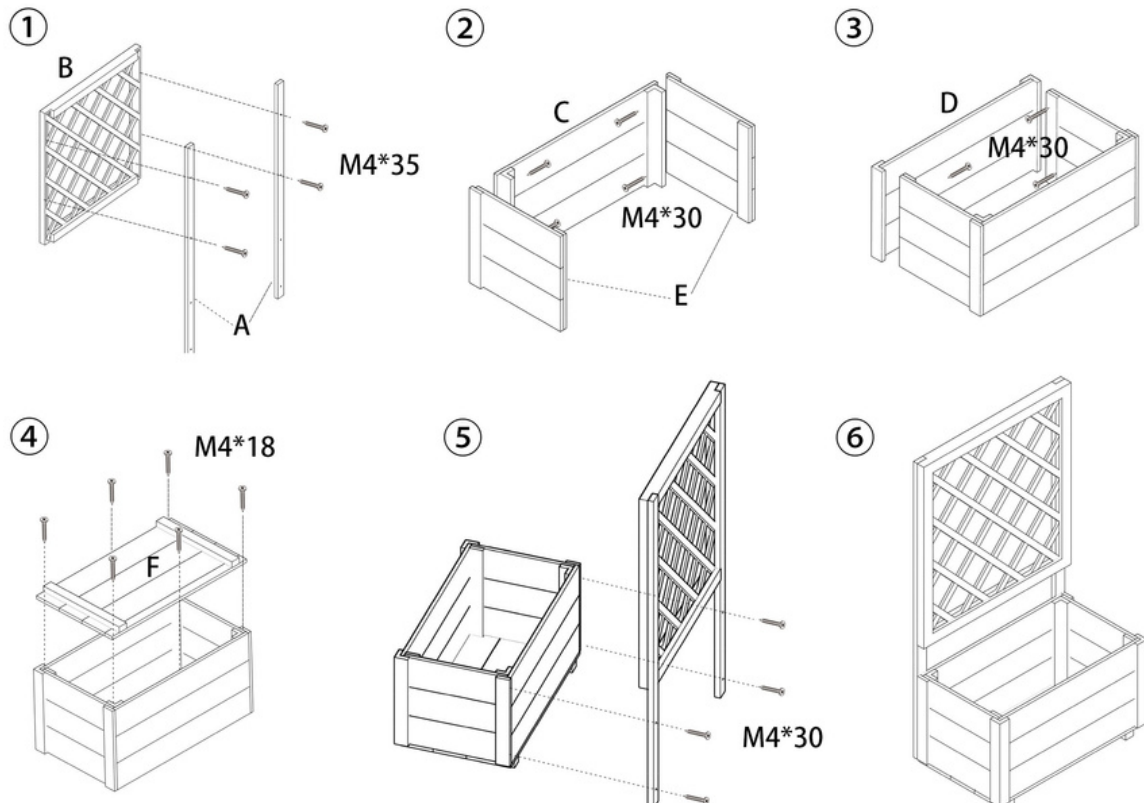


Montageanleitung

Pflanzkasten S mit Rankgitter H4H291


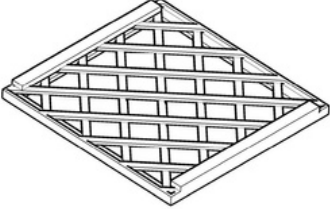
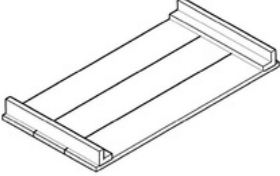
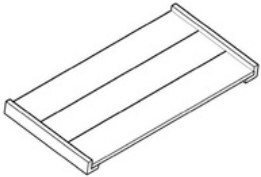
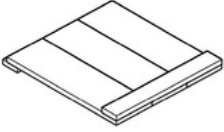




<p>A*2</p> 	<p>B*1</p> 	<p>C*1</p> 
<p>D*1</p> 	<p>E*2</p> 	<p>F*1</p> 
 M4*18 6 Stk	 M4*30 12 Stk	 M4*35 4 Stk

Bitte beachten Sie: Ziehen Sie Handschuhe vor Beginn des Aufbaus an.



Assembly Instruction

Planter box S with trellis H4H291

<p>A*2</p> 	<p>B*1</p> 	<p>C*1</p> 
<p>D*1</p> 	<p>E*2</p> 	<p>F*1</p> 
 M4*18 6pcs	 M4*30 12pcs	 M4*35 4pcs

Please note: Put on your gloves before assembling the planter box.

